



United States Department of State
OVERSEAS BUILDINGS OPERATIONS
Washington, D.C.

SOFIA PROJECT

Sofia, Bulgaria

WARNING: This document is the property of the U.S. Government. Further reproduction and/or distribution is prohibited without express written permission of Overseas Buildings Operations, U.S. Department of State, Washington, DC 20522-0620. Information on this document is not to be altered except with the written approval of the individual whose seal appears hereon.

J.A. JONES CONSTRUCTION COMPANY MANDATORY REQUIREMENT: Information contained within this controlled document is being transmitted to you on a strict need-to-know basis. By receipt of this information, you have accepted responsibility to control the distribution and dissemination on a strict need-to-know basis. Ultimately, you agree to return these documents or submit a certificate of destruction (burning, shredding, or pulverizing) upon completion of its legitimate purpose.

FINAL CONSTRUCTION DOCUMENTS

DO NOT SCALE DRAWINGS
Copyright - 2001 - Hellmuth, Obata & Kassabaum, P.C.

| NO. | GENERAL REVISIONS | DATE |
|-----|-----------------------------|---------------|
| 1 | Function under generator G3 | 27 Sept. 2004 |
| 2 | Mechanical openings | 27 Sept. 2004 |
| 3 | Equipment seats | 27 Sept. 2004 |
| | Description | Date |

CONTRACTOR
J.A. Jones International,
a Fluor Company
6000 Fairview at J.A. Jones Dr., Ste 800
Charlotte, NC 28210-1100
Telephone (704) 553-3500
FAX (704) 553-3580

ENGINEERING
Hellmuth, Obata & Kassabaum, Inc.
2800 Post Oak Blvd.
Suite 3700
Houston, TX 77056
Telephone (713) 407-7700
FAX (713) 407-7809

ARCHITECT
CMSS Architects, P.C.
4505 Columbus Street
Suite 100
Virginia Beach, Virginia 23462
Telephone (757) 222-2010
FAX (757) 222-2022

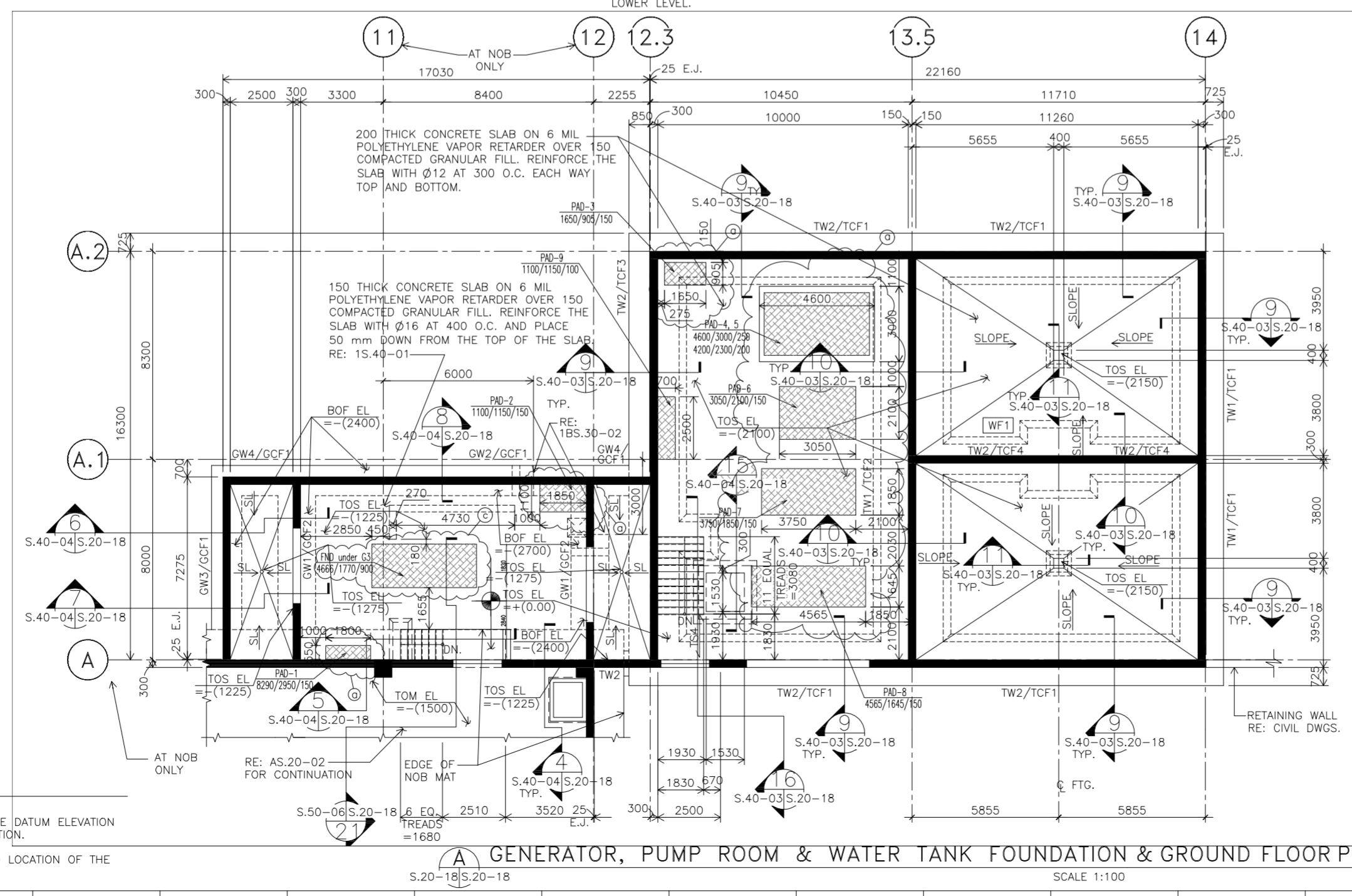
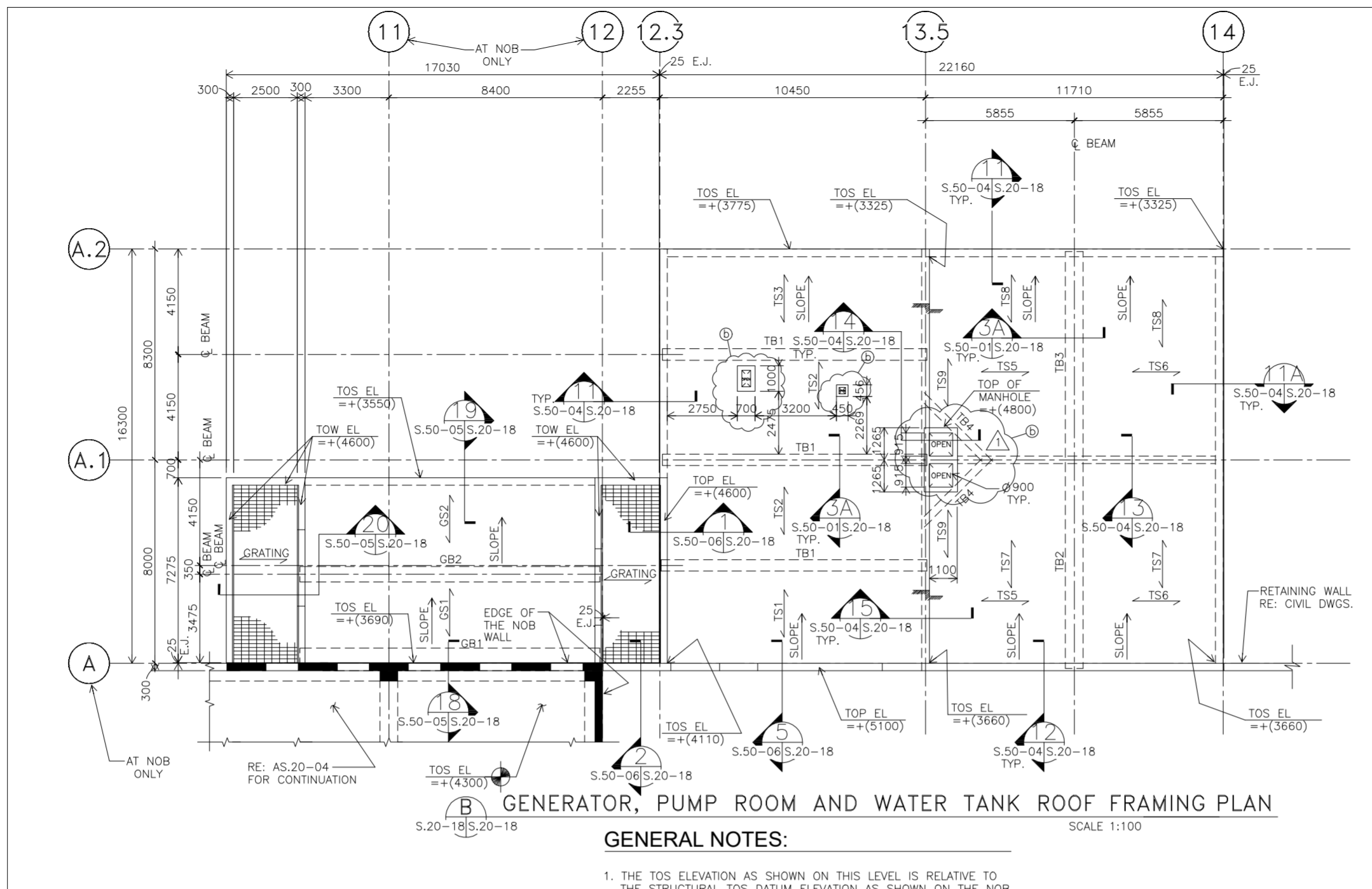
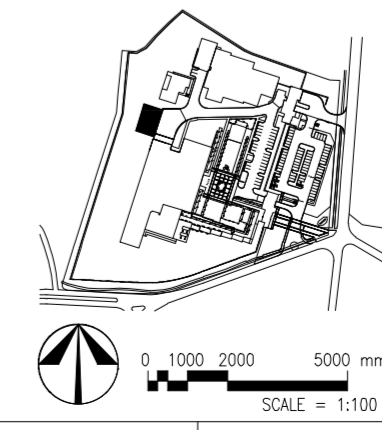
AS-BUILT

Release For Construction:
A/000/PL/PM A/000/PL/ACE

Drawing Title
GENERATOR, PUMP RM & W.TANK FND & RF PLANS

DSD Project Number: S-AMC-01-C-0011 Drawing Scale: 1:100 Phase: 10 20 30 40 50 60 70 80 90 100
CADD File Name: SOF.H.S.P.20-18.DWG CADD Plot Scale: 100%
SOF.H.S.P.20-18.DWG

Date: 07/18/03
Drawn By: A.T.
Checked By: E.A.
Project Number: 01-0575-20
Classification: UNCLASSIFIED



GENERAL NOTES:

- THE NOB TOS ELEVATION OF +0.000 IS THE DATUM ELEVATION RE: CIVIL DRAWINGS FOR THE TRUE ELEVATION.
- RE: ARCH. DWGS. FOR THE SIZE, TYPE AND LOCATION OF THE DOORS AND LOUVERS.

GENERATOR, PUMP ROOM & WATER TANK FOUNDATION & GROUND FLOOR PLAN
SCALE 1:100